

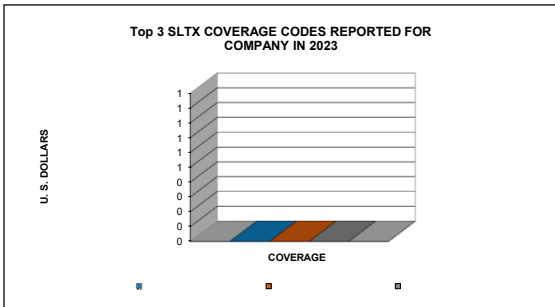
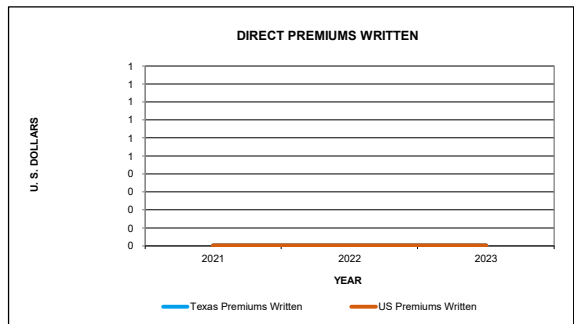
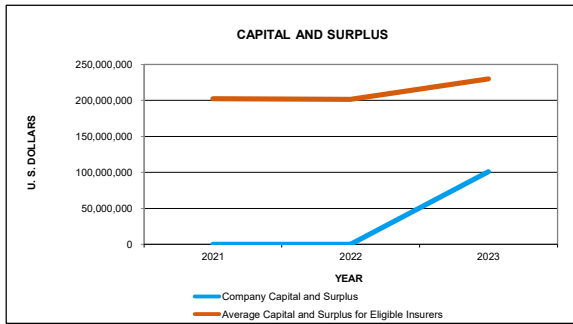
<b>Hadron Specialty Insurance Company</b>				Issue Date: 10/1/2024	
<b>Insurer #:</b>	13766756	<b>NAIC #:</b>	17534	<b>AMB #:</b>	021642

U.S. Insurer - 2024 EVALUATION

Key Dates	Location	A.M. Best Rating	Group Information
TDI Initial Date: 26-Feb-24	Domicile: Arkansas	<b>A-</b> Excellent Jun-24	Insurance Group: NA
Incorporation Date: 24-Mar-23	Main Administrative Office: 12600 Deerfield Pkwy, Suite 100, Alpharetta, GA, US 30004		Parent Company: Hadron Holdings LP
Commenced Business: 24-Oct-23			Parent Domicile: Cayman Islands

	6/30/2024	2023	2022	2021
Capital & Surplus	99,715,000	101,093,000	0	0
Underwriting Gain (Loss)	(3,757,000)	(2,617,000)	0	0
Net Income After Tax	(1,371,000)	(1,412,000)	0	0
Cash Flow from Operations		(2,757,000)	0	0
Gross Premium		0	0	0
Net Premium	-	0	0	0
Direct Premium Total	17,717,000	0	0	0
Direct Premium in Texas (Schedule T)		0	0	0
% of Direct Premium in Texas		0%	0%	0%
Texas' Rank in writings (Schedule T)		-	-	-
SLTX Premium Processed				
Rank among all Texas S/L Insurers				
Combined Ratio		0%	0%	0%
IRIS Ratios Outside Usual Range		3	0	0

<b>1- Gross Premium to Surplus</b>	<b>2- Net Premium to Surplus</b>	<b>3- Change in Net Premium Written (%)</b>
<b>0.00%</b>	<b>0.00%</b>	<b>0.00%</b>
<i>Usual Range: Less than 900%</i>	<i>Usual Range: Less than 300%</i>	<i>Usual Range: Between -33% and 33%</i>
<b>4- Surplus Aid Ratio</b>	<b>5- Two Year Operating Ratio</b>	<b>6- Investment Yield</b>
<b>0.00%</b>	<b>999.00%</b>	<b>2.00%</b>
<i>Usual Range: Less than 15%</i>	<i>Usual Range: Less than 100%</i>	<i>Usual Range: Between 2% and 5.5%</i>
<b>7- Gross Change in Surplus (%)</b>	<b>8- Net Change in Surplus (%)</b>	<b>9- Liabilities to Liquid Assets</b>
<b>999.00%</b>	<b>999.00%</b>	<b>0.00%</b>
<i>Usual Range: Between -10% and 50%</i>	<i>Usual Range: Between -10% and 25%</i>	<i>Usual Range: Less than 100%</i>
<b>10- Agents Balances to Surplus</b>	<b>11- One Year Development to Surplus</b>	<b>12- Two Year Development to Surplus</b>
<b>0.00%</b>	<b>0.00%</b>	<b>0.00%</b>
<i>Usual Range: Less than 40%</i>	<i>Usual Range: Less than 20%</i>	<i>Usual Range: Less than 20%</i>
<b>13- Current Estimated Reserve Deficiency</b>		
<b>0.00%</b>		
<i>Usual Range: Less than 25%</i>		



2023 Premiums by Line of Business (LOB)	
No Premiums Written in Texas in 2023	\$ -
	\$ -
	\$ -
	\$ -
	\$ -

2023 Losses Incurred by Line of Business (LOB)	
No Losses Incurred in Texas in 2023	\$ -
	\$ -
	\$ -
	\$ -
	\$ -